
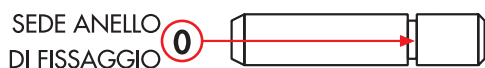



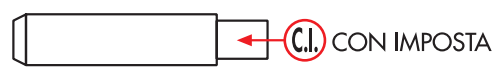
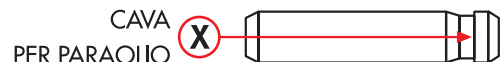
N. CODICE BIEFFE REF.	MODELLO MODEL	CIL. CYL.	N. ORIGINALE O.E. NUMBER	A-S IN-EX	DIMENSIONI DIMENSIONS			Materiale Forma Material Shape	
					∅	∅	mm		
AUDI									
G61 07A	50 1093 cc - 1296 cc 37/44 KW	4-5	056103419A	A-S	12,06	8,00	36,5	B	C.I.-F
G61 07B	80 1470 cc - 1588 cc 63 KW	6V			12,11				
G61 07C	A6 AVANT 2.6 - 2.8E				12,16				
G61 07D	100 A6 AVANT 1998 cc 101 KW				12,26				
G61 07E	100 2.0E 1984 cc 85 KW				12,32				
	100 2.3E 2308 cc 98 KW								
	100 2.8E 2771 cc 128 KW								
	Mot. AAE-AAD-ABK-ABT-AAR								
	Mot. AAH-ABC-ACZ-AFC								
G61 07A	80 - 100 1588 cc 63 KW	4-5	056103419A	A	12,06	8,00	36,5	B	C.I.-F
G61 07B	200 TURBO 2144 cc 134 KW				12,11				
G61 07C	100 AVANT-90 1781 cc 66 KW				12,16				
G61 07D	90 2.2E 2226 cc 100 KW				12,26				
G61 15A	80 QUATTRO 1847 cc 83 KW		049103419	S	12,06	8,00	42,3	B	C.I.-F
G61 15B	Mot. NP - PH - JW				12,11				
G61 15C	Mot. KG - KK - KV				12,16				
G61 15D	Mot. MC - NF - KU				12,26				
G61 15A	80 - 100 - 200 5E 1921 cc 74 KW	5	049103419	A-S	12,06	8,00	42,3	B	C.I.-F
G61 15B	200 5T TURBO 2144 cc 100 KW				12,11				
G61 15C	80 GTE QUATTRO 1781 cc 82 KW				12,16				
G61 15D	Mot. KL - KE				12,26				
G61 19A	80 QUATTRO 16V	4-5	027103419	A-S	12,07	7,00	38	B	C.I.-F
G61 19B	90 QUATTRO 16V	8V	027103423		12,12				
G61 19C	90 20V				12,17				
G61 19D	S4 - S6 AVANT TURBO 2.2 V8 QUATTRO 1984 cc 118 KW - 2226 cc 169 KW 4172 cc - 3562 cc 206/184 KW Mot. AAN - 3B - ABH - PT - NM				12,27				



N. CODICE BIEFFE REF.	MODELLO MODEL	CIL. CYL.	N. ORIGINALE O.E. NUMBER	A-S IN-EX	DIMENSIONI DIMENSIONS			Materiale Forma Material Shape	
					∅	∅	± mm		
segue AUDI									
G61 25A	A3 1.6 1595 cc 74 KW	4	037103419B	A-S	12,07	6,98	36,5	B	C.I.-F
G61 25B	A4 1.6 - 2.6 - 2.8 2598 cc 110 KW	6			12,12				
G61 25C	A6 2.6 - 2.8 2771 cc 120 KW				12,17				
G61 25D	A8 2.8 6V				12,27				
G61 25E	Mot. ABC-AAH-AFC-ADR-ARM Mot. AEH-AKL-ADP-AHL-ACZ				12,32				
G61 27A	A6 AVANT QUATTRO 1998 cc 101 KW	4	051103419	A-S	12,07	6,98	35	B	C.I.-F
G61 27B	A4 - A6 16V 1998 cc 101 KW	8V			12,12				
G61 27C	S6 4.2 32V 4172 cc 213 KW				12,17				
G61 27D	A8 4.2 32V 4112 cc 221 KW				12,27				
G61 27E	Mot. AEC - ABZ - ACE				12,32				
G61 09A	80- 100 GL - Coupé	4	059103413-046103415A	A-S	14,04	9,00	61	B	C.I.-O
G61 09B	1770 cc 74 KW				14,09				
G61 09C					14,14				
G61 09D					14,24				
G61 29A	A4 - S4 1.8L 20V 1781 cc 92 KW	4	058103415	A-S	11,06	5,98	36	B	C.I.
G61 29B	A3 - A4 - TT 20V 1781 cc 132 KW	6V			11,11				
G61 29C	A4 1.8 Turbo 20V 1781 cc 110 KW				11,16				
G61 29D	A4 - S4 AVANT 2.7L 30V				11,26				
G61 29E	2671 cc 195 KW A6 1.8 TURBO QUATTRO A6 2.4 - 30V 2393 cc 121 KW Mot. ADR - ALF - AGA - AGB - AEB Mot. ATC - AFY - BAM - APG - ARY Mot. AUM - AUQ - AJL - AJQ - AGN Mot. APZ - APX - APP				11,32				
G61 31A	A6 - 80- 100	4		A-S	12,07	7,00	35	B	C.I.
G61 31B	1984 cc 16V				12,12				
G61 31C	Mot. ACE				12,17				
G61 31D					12,27				



FLANGIATA **F**



N. CODICE BIEFFE REF.	MODELLO MODEL	CIL. CYL.	N. ORIGINALE O.E. NUMBER	A-S IN-EX	DIMENSIONI DIMENSIONS			Materiale Forma Material Shape	
					∅	∅	mm		
	segue AUDI								
G61 43A	A3 1.6	4		A-S	12,06	5,98	36,5	B	C.I.
G61 43B	A4 1.6				12,11				
G61 43C	Mot. BGU - BSE - BSF - ALZ - AVV				12,16				
G61 43D					12,26				
G61 43E					12,32				

