


N. CODICE BIEFFE REF.	MODELLO MODEL	CIL. CYL.	N. ORIGINALE O.E. NUMBER	A-S IN-EX	DIMENSIONI DIMENSIONS			Materiale Forma Material Shape	
					∅	∅	mm		
<b>G79 13A</b> <b>G79 13B</b> <b>G79 14A</b> <b>G79 14B</b>	<b>KIA (Diesel)</b> SPORTAGE MR Turbo TDi 1998 cc 52 KW Mot. MAZDA RFD	4	RF01-10-280 RF-J5-10-290	A S	14,07 14,12 14,07 14,12	8,00 8,00	40 46,5	<b>G</b> <b>G</b>	<b>L-0</b> <b>L-0-U</b>
<b>G94 21A</b> <b>G94 22A</b>	CARNIVAL 2.9 CRDi 110 KW Mot. 2.9 CRDi	4	22114-42000 22115-42000	A S	13,07 13,07	8,00 8,00	71 74	<b>G</b> <b>G</b>	<b>L-X</b> <b>L-X-U</b>
<b>G145 01A</b> <b>G145 01B</b> <b>G145 01C</b> <b>G145 01D</b>	CARENS - SPORTAGE CRDi RIO 1.5 CRDi CERATO 1.5 CRDi 1493 cc 75/81 KW 1991 cc 103 KW Mot. D4DA - D4EA	3-4	22114-27000	A-S	11,06 11,11 11,16 11,26	6,01	36,6	<b>G</b>	<b>C.I.</b>
<b>GS145 01A</b> <b>GS145 01B</b> <b>GS145 01C</b> <b>GS145 01D</b>	CARENS - SPORTAGE CRDi RIO 1.5 CRDi CERATO 1.5 CRDi 1493 cc 75/81 KW 1991 cc 103 KW Mot. D4DA - D4EA	3-4	22114-27000	A-S	11,06 11,11 11,16 11,26	6,01	36,6	<b>S</b>	<b>C.I.</b>





N. CODICE BIEFFE REF.	MODELLO MODEL	CIL. CYL.	N. ORIGINALE O.E. NUMBER	A-S IN-EX	DIMENSIONI DIMENSIONS			Materiale Forma Material Shape					
					∅	∅	± mm						
<b>segue KIA (Diesel)</b>													
<b>G145 05A</b>	SORENTO CRDi 2.5	4	22114-4A000	A	12,06	7,02	43,3	<b>G</b>	<b>L-X</b>				
<b>G145 05B</b>	2497 cc 103 KW												
<b>G145 06A</b>	Mot. D4CB		22115-4A000	S	12,06								
<b>G145 06B</b>					12,11								
<b>GS145 05A</b>	SORENTO CRDi 2.5	4	22114-4A000	A	12,06	7,02	43,3	<b>S</b>	<b>L-X</b>				
<b>GS145 05B</b>	2497 cc 103 KW												
<b>GS145 06A</b>	Mot. D4CB		22115-4A000	S	12,06								
<b>GS145 06B</b>					12,11								
<b>G145 07A</b>	CARNIVAL 2.9 CRDi	4	OK551-10-281	A-S	12,05	7,01	52,7	<b>G</b>	<b>C.I.-U</b>				
<b>G145 07B</b>	106 KW												
<b>G145 07D</b>	Mot. J3-J3 TCi										12,25		
<b>G94 31A</b>	PICANTO 1.1 CRDi 12V 1120 cc	3-4	22114-2A000	A	11,04	5,50	31,5	<b>G</b>	<b>C.I.</b>				
<b>G94 31B</b>	RIO 1.5 CRDi 16V 1493 cc												
<b>G94 31C</b>	CEE'D 1.6 CRDi 16V 1582 cc												
<b>G94 31D</b>	Mot. D4FA - D3FA												
<b>G94 32A</b>			22115-2A000	S	11,04					5,50	31,5	<b>G</b>	<b>C.I.-U</b>
<b>G94 32B</b>													
<b>G94 32C</b>													
<b>G94 32D</b>													
<b>GS94 31A</b>	PICANTO 1.1 CRDi 12V 1120 cc	3-4	22114-2A000	A	11,04	5,50	31,5	<b>S</b>	<b>C.I.</b>				
<b>GS94 31B</b>	RIO 1.5 CRDi 16V 1493 cc												
<b>GS94 31C</b>	CEE'D 1.6 CRDi 16V 1582 cc												
<b>GS94 31D</b>	Mot. D4FA - D3FA												
<b>GS94 32A</b>			22115-2A000	S	11,04					5,50	31,5	<b>S</b>	<b>C.I.-U</b>
<b>GS94 32B</b>													
<b>GS94 32C</b>													
<b>GS94 32D</b>													



SEDE ANELLO  
DI FISSAGGIO


0



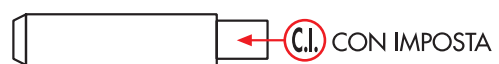
FLANGIATA

F

CAVA  
PER PARAOLIO



X



C.I. CON IMPOSTA

