



N. CODICE BIEFFE REF.	MODELLO MODEL	CIL. CYL.	N. ORIGINALE O.E. NUMBER	A-S IN-EX	DIMENSIONI DIMENSIONS			Materiale Forma Material Shape	
					∅	∅	mm		
MITSUBISHI (Diesel)									
G94 07A G94 08A	PAJERO 4WD TD 2346 cc - 2477 cc Mot. 4D 55 Turbo - 4D 56 TD	4	MDO-50523 MDO-50527	A S	13,11 13,11	8,00 8,00	71 74	G G	L-X L-X-U
G94 11A G94 12A	SPACEWAGON TD 1795 cc Mot. 4D 65T Turbo Mot. 4D 68T	4	MDO-76354 MDO-76358	A S	13,11 13,11	8,00 8,00	56 58	G G	L-X L-X-U
G94 13A G94 13B G94 13D	PAJERO 2.8 TD 4WD 92 KW Mot. 4M40 T	4		A-S	13,08 13,13 13,23	8,00	58	G	L-X-U
G94 27A G94 27B G94 27C G94 27D G94 28A G94 28B G94 28C G94 28D	PAJERO 3.2 DI-D 16V 3200 cc 118 KW Mot. 4M41	4	ME203044 ME203036	A S	12,06 12,11 12,16 12,26 12,06 12,11 12,16 12,26	6,60 6,60	54 47	G G	L-X L-X-U
GS94 27A GS94 27B GS94 27C GS94 27D GS94 28A GS94 28B GS94 28C GS94 28D	PAJERO 3.2 DI-D 16V 3200 cc 118 KW Mot. 4M41	4	ME203044 ME203036	A S	12,06 12,11 12,16 12,26 12,06 12,11 12,16 12,26	6,60 6,60	54 47	S S	L-X L-X-U
G140 03A G140 03B G140 03C G140 03D	COLT 1.5 DI- D 1493 cc 70 KW Mot. 639.939	3		A-S	11,56 11,60 11,65 11,76	6,00	34,5	G	C.I.
GS140 03A GS140 03B GS140 03C GS140 03D	COLT 1.5 DI- D 1493 cc 70 KW Mot. 639.939	3		A-S	11,56 11,60 11,65 11,76	6,00	34,5	S	C.I.



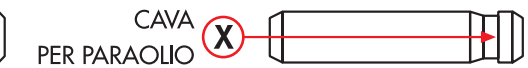
N. CODICE BIEFFE REF.	MODELLO MODEL	CIL. CYL.	N. ORIGINALE O.E. NUMBER	A-S IN-EX	DIMENSIONI DIMENSIONS			Materiale Forma Material Shape		
					∅	∅	± mm			
segue MITSUBISHI (Diesel)										
G94 41A	L200 2.5	DI-D 16V	4	1010A109-MD364870	A	11,11	6,00	45,5	G	L-X
G94 41B	PAJERO 2.5	DI-D 16V				11,16				
G94 42A	LANCER 1.8	DI-D 16V		1011A074	S	11,11	6,00	48,7	G	L-X
G94 42B	ASX 1.8 - 22	DI-D 16V				11,15				
G94 44A	OUTLANDER 2.2	DI-D 16V		1607851680	S	11,10	6,00	48,2	G	L-X-U
G94 44B	2477 cc 104 KW 1798 cc 85/110 KW 2268 cc 110 KW Mot. 4D56U/HP - 4N13 - 4N14					11,15				
GS94 41A	L200 2.5	DI-D 16V	4	1010A109-MD364870	A	11,11	6,00	45,5	S	L-X
GS94 42A	PAJERO 2.5	DI-D 16V		1011A074	S	11,11	6,00	48,7	S	L-X
GS94 44A	LANCER 1.8	DI-D 16V		1607851680	S	11,10	6,00	48,2	S	L-X-U
	ASX 1.8 - 22	DI-D 16V								
	OUTLANDER 2.2	DI-D 16V								
	2477 cc 104 KW 1798 cc 85/110 KW 2268 cc 110 KW Mot. 4D56U/HP - 4N13 - 4N14									



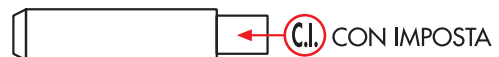
SEDE ANELLO
DI FISSAGGIO **O**



FLANGIATA **F**



CAVA
PER PARAOLIO **X**



C.I. CON IMPOSTA

