


N. CODICE BIEFFE REF.	MODELLO MODEL	CIL. CYL.	N. ORIGINALE O.E. NUMBER	A-S IN-EX	DIMENSIONI DIMENSIONS			Materiale Forma Material Shape	
					∅	∅	mm		
	SEAT								
G61 07A G61 07B G61 07C G61 07D	TOLEDO GT 2.0 IBIZA CORDOBA 1.8i 16V - 1.6 SX 1984 cc 85 KW 1781 cc 66 KW 1595 cc 74 KW Mot. ABS - AAM - ZE - AFT - 1Y Mot. 1F	4	056103419A	A-S	12,06 12,11 12,16 12,26	8,00	36,5	B	F-C.I.
G90 05A G90 05B G90 05C G90 05D	IBIZA - RONDA - MALAGA 1461 cc - 1193 cc Mot. System Porsche Mot. 021A.1000	4	SE021-012306A SE021-012306B	A-S	13,52 13,57 13,62 13,72	7,00	41,5	G	C.I.
G25 15A G25 15B	MARBELLA 903 cc - 843 cc IBIZA Junior Mot. 146 A	4	4265699 4372331	A-S	13,03 13,08	7,03	42,5	G	C.I.
G61 23A G61 23B G61 23C G61 23D	AROSA 1.0 - 1.4 999 cc 37 KW CORDOBA 1.4 - 1.6 1598 cc 55 KW IBIZA 1390 cc 44 KW Mot. AAU - ABD - AER - AEX - ABU Mot. AKV - ALM - ALL	4	032103418A	A-S	11,07 11,12 11,17 11,27	7,00	33	B	C.I.
G61 17A G61 17B G61 17C G61 17D	CORDOBA - TOLEDO - IBIZA 16V 1781 cc 92 KW Mot. PL	4	027103415	A-S	12,06 12,11 12,16 12,26	7,00	38	B	C.I.
G61 33A G61 33B G61 33C G61 33D	IBIZA CLX 1043 cc 33 KW CORDOBA GLX 1390 cc 44 KW Mot. AAU Mot. ABD	4	030103419A	A-S	11,07 11,12 11,17 11,27	6,98	36,5	B	C.I.-F
G61 35A G61 35B G61 35C G61 35D	AROSA 999 cc 37 KW IBIZA 1390 cc 44 KW CORDOBA 1390 cc 74 KW Mot. ALM - AEE - AEK	4	032103419A	A-S	11,07 11,12 11,17 11,27	6,98	33	B	C.I.-F





N. CODICE BIEFFE REF.	MODELLO MODEL	CIL. CYL.	N. ORIGINALE O.E. NUMBER	A-S IN-EX	DIMENSIONI DIMENSIONS			Materiale Forma Material Shape	
					∅	∅	± mm		
	segue SEAT								
G61 19A G61 19B G61 19C G61 19D	TOLEDO 1.8 16V 1781 cc 95 KW IBIZA CORDOBA Mot. ABF - AGZ	4	027103419	A-S	12,07 12,12 12,17 12,27	7,00	38	B	C.I.-F
G61 25A G61 25B G61 25C G61 25D G61 25E	CORDOBA 2.0 16V IBIZA 1.6i 8V TOLEDO 1984 cc 110 KW 1585 cc 74 KW Mot. ABS	4	037103419B	A-S	12,07 12,12 12,17 12,27 12,32	6,98	36,5	B	C.I.-F
G61 27A G61 27B G61 27C G61 27D	IBIZA 1780 cc - 16V CORDOBA 1984 cc - 16V TOLEDO GTi Mot. ADL - ABF	4	051103419	A-S	12,07 12,12 12,17 12,27	6,98	35	B	C.I.-F
G61 29A G61 29B G61 29C G61 29D	CUPRA 1.8T 154 KW AROSA 1.4 16V CORDOBA 1.4 16V - 1.8 T LEON 1.8 T 20V 1781 cc 132 KW TOLEDO 1.4 16V 1391 cc 44 KW Mot. AFH - AHW - APE - AQX - APP Mot. AMK - AKK - AUD	4 5	058103415	A-S	11,06 11,11 11,16 11,26	5,98	36	B	C.I.



SEDE ANELLO
DI FISSAGGIO


0



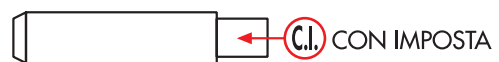
FLANGIATA

F

CAVA
PER PARAOLIO



X



C.I. CON IMPOSTA

