


N. CODICE BIEFFE REF.	MODELLO MODEL	CIL. CYL.	N. ORIGINALE O.E. NUMBER	A-S IN-EX	DIMENSIONI DIMENSIONS			Materiale Forma Material Shape	
					∅	∅	mm		
VOLKSWAGEN									
G61 01A	MAGGIOLINO 1192 25/30 KW	4	113101401	A	12,06	8,00	64,5	B	L
G61 01B	MAGGIOLONE 1285 cc 38 KW		113101403		12,11				
G61 01C	TRANSPORTER 1584 cc 44 KW				12,16				
G61 01D	VARIANT				12,26				
G61 02A	1500 - 1600		113101415	S	12,06	8,00	64,5	B	L-U
G61 02B	Mot. 113 F		113101417		12,11				
G61 02C					12,16				
G61 02D					12,26				
G61 03A	FURGONE 1600 "con battuta"	4	113101403A	A-S	12,06	8,00	64	B	F
G61 03B	Mot. 341				12,11				
G61 03C					12,16				
G61 03D					12,26				
G61 05A	GOLF - POLO - PASSAT	4		A-S	12,06	8,00	36,5	B	C.I.
G61 05B					12,11				
G61 05C					12,16				
G61 05D					12,26				
G61 07A	GOLF - POLO - PASSAT - SCIROCCO	4	056103419A	A-S	12,06	8,00	36,5	B	C.I.-F
G61 07B	POLO G40 - PASSAT GL5	5			12,11				
G61 07C	GOLF GTI G60	6			12,16				
G61 07D	PASSAT SYNCRO				12,26				
G61 07E	VENTO - GOLF CABRIOLET TRANSPORTER T4 - T4 SYNCRO 895 cc - 1093 cc - 1272 cc - 1391 cc 1471 cc - 1588 cc - 1921 cc - 2383 cc Mot. HZ-ABD-PY-PG-ABS-AAM-AEK				12,32				
G61 07A	GOLF - PASSAT GLI GTI GL5S	4	056103419A	A	12,06	8,00	36,5	B	C.I.-F
G61 07B	GOLF SYNCRO	5			12,11				
G61 07C	SCIROCCO - JETTA	6			12,16				
G61 07D	1297 cc - 1043 cc - 1272 cc - 1588 cc				12,26				
G61 07E	1921 cc - 2383 cc				12,32				
G61 15A	Mot. AAK - EG - DL - EZ		049103419	S	12,06	8,00	42,3	B	C.I.-F
G61 15B	Mot. FA - FH - FP - FZ - GF				12,11				
G61 15C	Mot. GN - GT - HA - PF - PB				12,16				
G61 15D					12,26				
G61 15E					12,32				
G61 07A	GOLF - POLO - PASSAT	4		A-S	12,06	7,97	36,5	B	C.I.-F





N. CODICE BIEFFE REF.	MODELLO MODEL	CIL. CYL.	N. ORIGINALE O.E. NUMBER	A-S IN-EX	DIMENSIONI DIMENSIONS			Materiale Forma Material Shape	
					∅	∅	± mm		
segue VOLKSWAGEN									
G61 09A G61 09B G61 09C G61 09D	AUDI 100 - S - LS - GL SUPER 90	4	059103413	A-S	14,04 14,09 14,14 14,24	9,00	61	B	C.I.-0
G61 11A G61 11B G61 12A G61 12B	411 - 1700 cc - 78 HP Mot. V	4	021101403 021101417	A S	12,06 12,11 13,06 13,11	8,00 8,97	58 64	B B	L L-U
G61 13A G61 13B G61 13C G61 13D	GOLF GTI 1600 cc	4		A-S	12,06 12,11 12,16 12,26	7,99	42,5	B	C.I.
G61 14A G61 14B	FURGONE 1600 cc	4		S	14,06 14,11	8,97	64,5	G	L-U
G61 15A G61 15B G61 15C G61 15D G61 15E	GOLF GTI 1781 cc PASSAT 1921 cc SCIROCCO GTI POLO COUPE' 1050 cc POLO GT 1272 cc Mot. JH - HK - GX - GL - EX - DZ	4	049103419	A-S	12,06 12,11 12,16 12,26 12,32	8,00	42,3	B	C.I.-F
G61 17A G61 17B G61 17C G61 17D G61 17E	GOLF - CORRADO - PASSAT - JETTA 1781 cc 16V 102/118 KW Mot. PL - KR	4	027103415	A-S	12,06 12,11 12,16 12,26 12,32	7,00	38	B	C.I.
G61 19A G61 19B G61 19C G61 19D G61 19E	GOLF VR5 2324 cc 110 KW GOLF - PASSAT - CORRADO 16V 1994 cc 100 KW GOLF GTI VR6 - CORRADO VR6 SHARAN VR6 2792 cc - 2861 cc 128/140 KW Mot. AAA - ABV Mot. 9A - KR - AGZ	5 4-6	027103419	A-S	12,07 12,12 12,17 12,27 12,32	7,00	38	B	C.I.-F



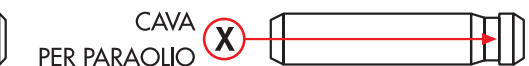
SEDE ANELLO
DI FISSAGGIO

0



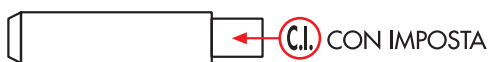
FLANGIATA

F



CAVA
PER PARAOLIO

X



CON IMPOSTA

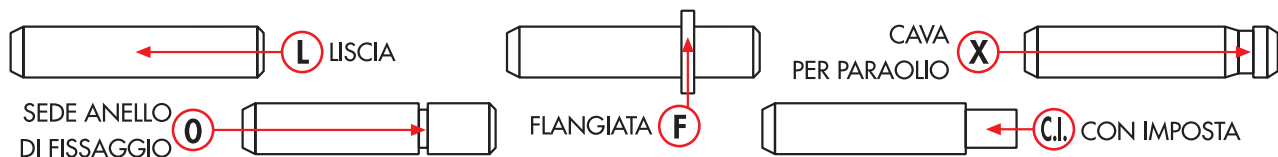
C.I.



N. CODICE BIEFFE REF.	MODELLO MODEL	CIL. CYL.	N. ORIGINALE O.E. NUMBER	A-S IN-EX	DIMENSIONI DIMENSIONS			Materiale Forma Material Shape	
					∅	∅	mm		
G61 20A G61 20B G61 20D	segue VOLKSWAGEN VW FURGONE 1300/1600 cc Mot. 341	4	113101417A 113101418A	S	12,06 12,11 12,26	8,00	64	B	F-U
G61 21A G61 21B G61 21C G61 21D G61 21E	POLO 45 1043 cc 33 KW GOLF VARIANT CL 1391 cc 44 KW Mot. AEV - ABD - AEX	4	030103419A	A-S	11,06 11,11 11,16 11,26 11,32	7,00	36,5	B	C.I.
G61 23A G61 23B G61 23C G61 23D G61 23E	POLO 1.4 16V 1390 cc 44 KW LUPO 1.0 999 cc 37 KW GOLF CL - SYNCRO 1598 cc 55 KW VENTO GL - CADDY Mot. ADX - AEA - ABU - AER - ALL Mot. AKV - AEE - AEX - AFH - AHT	4	032103418A	A-S	11,07 11,12 11,17 11,27 11,32	7,00	33	B	C.I.
G61 25A G61 25B G61 25C G61 25D G61 25E	NEW BEETLE 2.0i 1984 cc 85 KW GOLF - POLO 1.6 PASSAT 1.6 1595 cc 74 KW BORA 1.6 1588 cc 74 KW VENTO - NEW BEETLE 1.6 GOLF 2.8 VR 6 SHARAN 2.8 2792 cc 128 KW Mot. AEK - ADY - AWH - AHL - APF Mot. ARM - AEE - AEH - AKL - AMY Mot. AZM	4 6V	037103418B	A-S	12,07 12,12 12,17 12,27 12,32	6,98	36,5	B	C.I.-F
G61 27A G61 27B G61 27C G61 27D G61 27E	GOLF GTi 16V PASSAT - TOURAN VENTO 1984 cc 105/110 KW Mot. ABF - AAM	4	051103419	A-S	12,07 12,12 12,17 12,27 12,32	6,98	35	B	C.I.-F



N. CODICE BIEFFE REF.	MODELLO MODEL	CIL. CYL.	N. ORIGINALE O.E. NUMBER	A-S IN-EX	DIMENSIONI DIMENSIONS			Materiale Forma Material Shape	
					∅	∅	± mm		
segue VOLKSWAGEN									
G61 29A	PASSAT - GOLF IV - BORA 1.8 T 20V	4	058103415	A-S	11,06	5,98	36	B	C.I.
G61 29B	POLO 1.4 16V - 1.6 16V				11,11				
G61 29C	LUPO 1.4 16V				11,16				
G61 29D	1781 cc 92/132 KW				11,26				
G61 29E	1390 cc 55 KW Mot. AHW - AKQ - AVA - ADR - AUQ Mot. AUS - AWT - AMX - APT - ARG Mot. AGU - ARZ - AUM				11,32				
G61 31A	GOLF	4		A-S	12,07	7,00	35	B	C.I.
G61 31B	PASSAT				12,12				
G61 31C	VENTO				12,17				
G61 31D	1781 cc 55/66 KW Mot. AAM - ADZ				12,27				
G61 33A	POLO 45	4	030103419A	A-S	11,07	6,98	36,5	B	C.I.-F
G61 33B	GOLF CL				11,12				
G61 33C	VENTO				11,17				
G61 33D	CADDY				11,27				
G61 33E	1043 cc - 1391 cc 33/44 KW Mot. AEV - ABD - 1W - AEX Mot. AKV - ADX				11,32				
G61 35A	GOLF CL - SYNCRO	4	032103419A	A-S	11,07	6,98	33	B	C.I.-F
G61 35B	POLO 55 -75				11,12				
G61 35C	VENTO				11,17				
G61 35D	1297 cc - 1598 cc 40/55 KW				11,27				
G61 35E	Mot. AEA - ABU - AEE - AFH				11,32				
G61 37A	PASSAT 2.8 V6 4 motion	6V		A-S	10,06	5,98	42	B	C.I.
G61 37B	2771 cc 142 KW				10,11				
G61 37C	Mot. ACK - ALG - APR - AQD				10,16				
G61 37D					10,26				
G61 43A	NEW BEETLE 1.6	4		A-S	12,06	5,98	36,5	B	C.I.
G61 43B	BORA 1.6				12,11				
G61 43C	CADDY 1.6				12,16				
G61 43D	GOLF IV				12,26				
G61 43E	GOLF V - TOURAN Mot. AYD-BFS-AVU-BFQ-BGU-BSE-BSDF				12,32				



N. CODICE BIEFFE REF.	MODELLO MODEL	CIL. CYL.	N. ORIGINALE O.E. NUMBER	A-S IN-EX	DIMENSIONI DIMENSIONS			Materiale Forma Material Shape				
					∅	∅	mm					
segue VOLKSWAGEN												
G61 47A	VR6 2.9	6V		A	10,06	6,00	44	B	C.I.			
G61 47B	Mot. ABV				10,11							
G61 47C					10,16							
G61 47D					10,26							
G61 48A				S	10,06	6,00	65	B	C.I.			
G61 48B										10,11		
G61 48C										10,16		
G61 48D										10,26		
G61 29A	GOLF TSI 16V	4		A-S	11,06	5,98	36	B	C.I.			
G61 29B	POLO TSI 16V				11,11							
G61 29C	PASSAT TSI 16V			11,16								
G61 29D	MAGGIOLINO TSI 16V			11,26								
G61 53A	TOURAN TSI 16V			S	11,06	5,98	36	G	C.I.			
G61 53B	CADDY TSI 16V									11,11		
G61 53C	SHARAN TSI 16V									11,16		
G61 53D	SCIROCCO TSI 16V									11,26		
G61 50A	1390 cc 77-90-103-110 KW			4		A-S	11,06	5,98	39	B	C.I.	
G61 50B	1798 cc 90 KW						11,11					
G61 50C	1984 cc 155KW					11,16						
G61 50D	Mot. AFH-AXU-AXX-BWA					11,26						
G61 49A	Mot. BCA-BXV-BKY-BKG-CAVD					S	11,06	5,98	39	G	C.I.	
G61 49B	Mot. CAXA-CCZB-CBZB-CTKA-CDA											11,11
G61 49C												11,16
G61 49D												11,26
G61 51A	GOLF V 1.6	4		A-S	12,06	5,98	38,5	B	C.I.			
G61 51B	PASSAT VI				12,11							
G61 51C	NEW BEETLE				12,16							
G61 51D	TOURAN 1595 cc 75 KW Mot. BSE - BSF - CCSA				12,26							
G61 57A	GOLF VII 1.4 TSI 16V 1395 cc 103 KW	4-3		A-S	10,06	5,00	45	G	C.I.			
G61 57B	POLO 1.4-1.0 TSI 16V 999 cc 81 KW Mot. CHYA - CHYB				10,11							
G61 59A	GOLF VII 1.4 TSI 16V 1395 cc 103 KW	4-3		A-S	10,06	5,00	45	B	C.I.			
G61 59B	POLO 1.4-1.0 TSI 16V 999 cc 81 KW Mot. CHYA - CHYB				10,11							
GS61 57A	GOLF VII 1.4 TSI 16V 1395 cc 103 KW	4-3		A-S	10,06	5,00	45	S	C.I.			
GS61 57B	POLO 1.4-1.0 TSI 16V 999 cc 81 KW Mot. CHYA - CHYB				10,11							

